
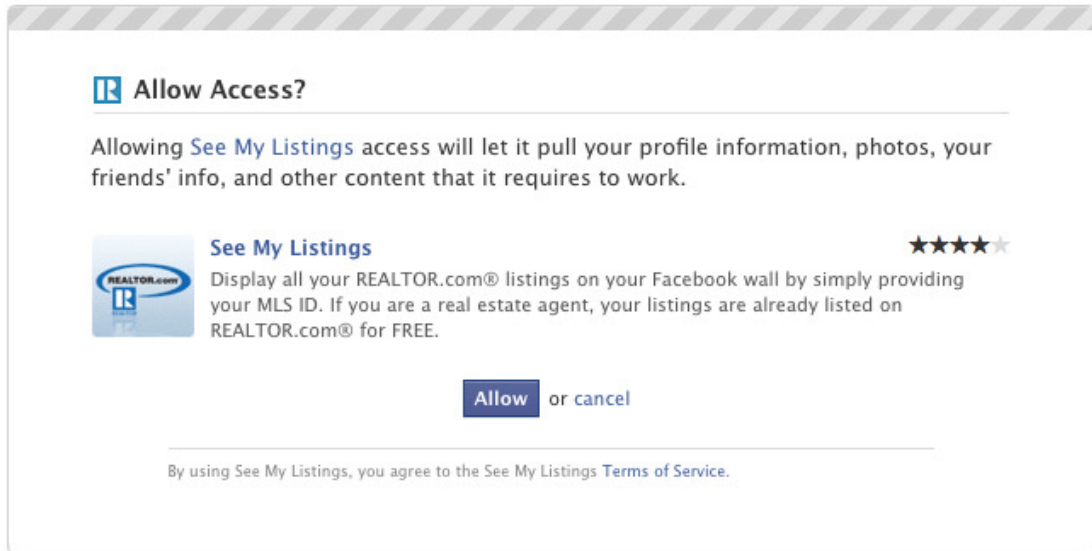


Step 1. Go to apps.facebook.com/seemylistings/.



Step 2. Click "Allow" to Allow Access.



Step 3. Choose your correct MLS and enter in your MLS ID.



Official Site of the
National Association of REALTORS®.

See My Listings

Homes for sale by
Kelly Smith

- 2765 Moreno Way
San Jose, CA 95125
\$698,000
2 Bed, 2 Bath
- 321 Johnson Dr
San Jose, CA 95008
\$525,000
2 Bed, 1 Bath
- 1217 Miracle Mile...
San Jose, CA 94129
\$512,000
2 Bed, 2.5 Bath

View all 7 homes for sale

Show your Listings on Facebook

Display your listings from REALTOR.com® on your Facebook wall by simply providing your MLS ID.

If you are a real estate agent, your listings are already displayed on REALTOR.com® for FREE.

Now you can add your listings on Facebook with the FREE REALTOR.com® See My Listings application.

MLS:

MLS ID:

Continue

Step 4. Click "Add to Profile". Once App is added click "Keep".



Official Site of the
National Association of REALTORS®.

See My Listings

Homes for sale by
Kelly Smith

- 2765 Moreno Way
San Jose, CA 95125
\$698,000
2 Bed, 2 Bath
- 321 Johnson Dr
San Jose, CA 95008
\$525,000
2 Bed, 1 Bath
- 1217 Miracle Mile...
San Jose, CA 94129
\$512,000
2 Bed, 2.5 Bath

View all 7 homes for sale

Show your Listings on Facebook

12 homes for sale by

MLS: Binder1

MLS ID: PD1AGT18

Add to Profile

Reset






Official Site of the National Association of REALTORS®.

Add See My Listings to your profile?



See My Listings

Homes for sale by

-  **18304 0 Test Lane**
Binder, CA 00002
\$186,466
-  **1832 0 Test Lane**
Binder, CA 00002
\$166,466
-  **189 0 Test Lane**
Binder, CA 00002
\$134,896
2 Bed, 1 Bath

[View all 12 homes for sale](#)

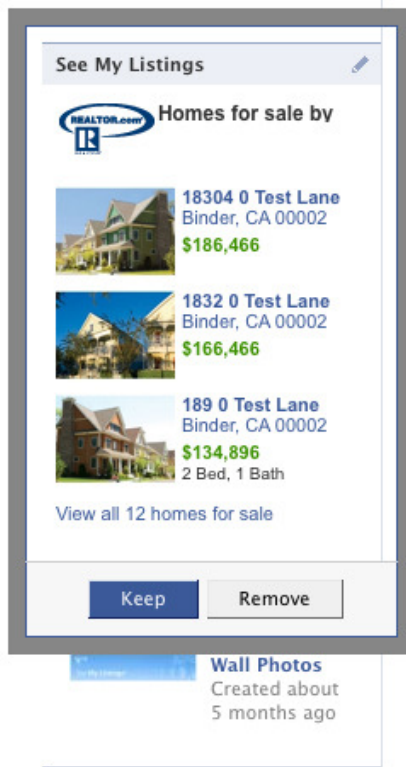
[Add](#)

[No, Thanks](#)

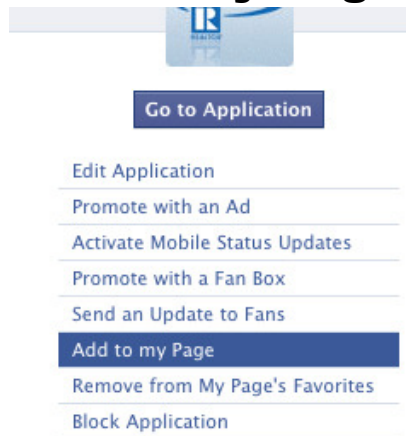
© 1995-2009 NATIONAL ASSOCIATION OF REALTORS® and Move, Inc. All rights reserved. Equal Housing Opportunity
REALTOR.com® is the official site of the National Association of REALTORS® and is operated by Move, Inc.



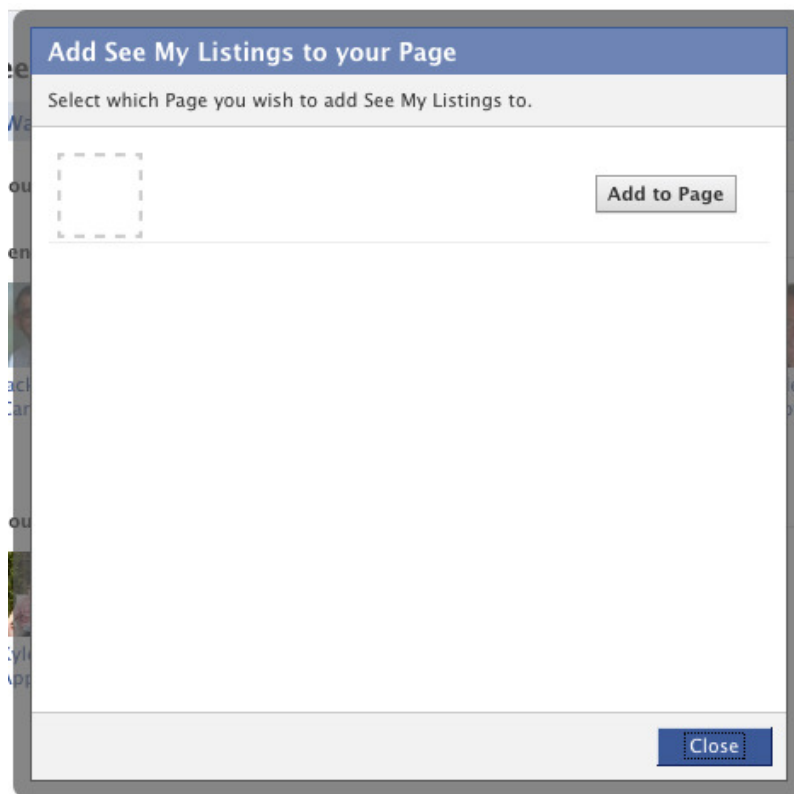
REALTOR® -- A Registered collective membership mark that identifies a real estate professional who is a member of the National Association of REALTORS® and subscribes to its strict Code of Ethics. Inquiries regarding the Code of Ethics should be directed to the board in which a REALTOR® holds membership.



Step 5. Go to See My Listings profile page and click "Add to my Page".

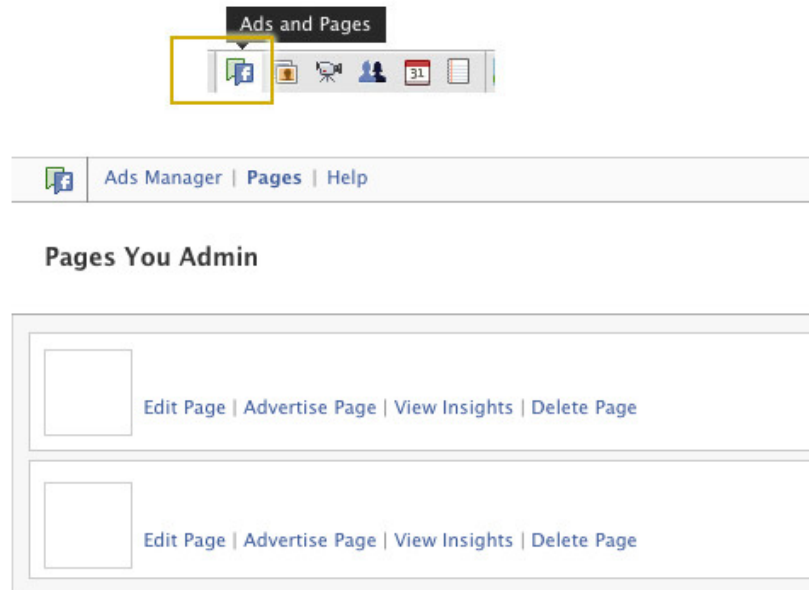


Step 6. Choose which Page and Click on "Add to Page".



Step 7. Click on the bottom left to go pages that you admin.

Choose "Pages" and click "Edit Page" for the page you wish to add the app to.



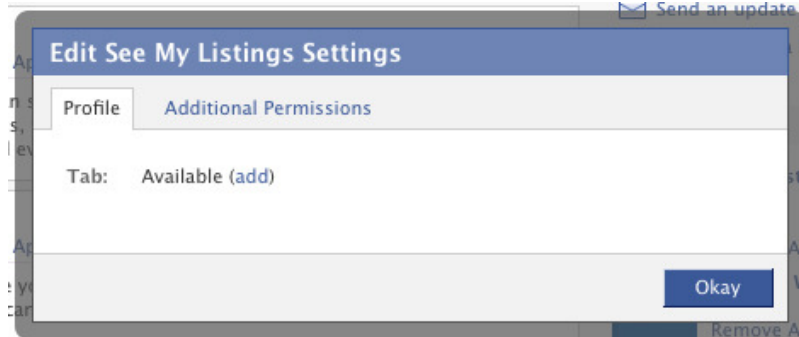
Step 8. Click on "Application Settings".

See My Listings

[Edit](#) · [Application Settings](#) · [Link to this Tab](#) · [Remove Application](#)

Display all your REALTOR.com® listings on your Facebook wall by simply providing your MLS ID. If you are a real estate agent, your listings are already listed on REALTOR.com® for FREE.

Step 9. Click on "Add" to add the App to your Tab.



Step 10. You Are Done!.

